



AUDIT REPORT


We have audited the attached Balance Sheet of **M/s.G.NARAYANAMMA INSTITUTE OF TECHNOLOGY & SCIENCE (WOMEN)**, Sheikpet, Hyderabad as on 31st March 2023, and also the Income & Expenditure Account for the year ended on that date annexed thereto. These financial statements are the responsibility of the College Management. Our responsibility is to express an opinion on the Financial Statement based on our audit.

We conducted our audit in accordance with auditing standards generally accepted in India. Those standards require that we plan and perform the audit to obtain reasonable assurance about whether the financial statements are free of material misstatements. An audit includes examining, on a test basis, evidence supporting the amounts and disclosures in the financial statements. An audit also includes assessing the accounting principles used and significant estimates made by management, as well as evaluating the overall financial statement presentation. We believe that our audit provides a reasonable basis for our opinion.

We report as follows


1. We have obtained all the information and explanations, which to the best of our knowledge and belief were necessary for the purpose of our audit.
2. In our opinion, proper books of accounts as required by law have been maintained by the College so far as it appears from our examination of those books.
3. The Balance Sheet and Income and Expenditure account to in this report are in agreement with the books of accounts.
4. In our opinion and to the best of our information and according to the explanations given to us, the accounts give the information in the manner so required and given a true & fair view.
5. a) In the case of the Balance Sheet of the state of affairs of the College as at 31st March 2023
b) In the case of Income & Expenditure account, of the excess of Income over Expenditure for the year ending on that date.

Place: Hyderabad
Date : 30-06-2023


CHAIRMAN
G. Narayanamma Institute of
Technology & Science (For woman)
(AUTONOMOUS)
Shaikpet, Hyderabad - 500 104,




A. HANUMANTHA RAO
Chartered Accountant
Mem.No:018102



PRINCIPAL
G. Narayanamma Institute of
Technology & Science (For Woman)
(AUTONOMOUS)
Shaikpet, Hyderabad -500 104

G.Narayanamma Institute of Technology & Science
Shaikpet , Hyderabad - 500008
(A unit of G.Pulla Reddy Charities Trust, Hyderabad)

Balance Sheet as at 31-03-2023

Liabilities	Rs	Assets	Rs
Capital	74,42,77,940	Fixed Assets	26,92,97,877
		Advace to Jasper Industries	82,428
Scholar ship Payable	10,41,501	Loans & Advances	27,47,594
Sundry Creditors	4,38,000	Fixed Deposits	35,10,27,717
Current Liabilities	2,17,77,670	GPR Charities Trust	11,19,06,870
		Sundry Debtors	19,35,340
		Cash and Bank Balances	
		Cash on Hand	1,30,784
		Bank Balances	3,04,06,503
	76,75,35,112		76,75,35,112


As per our Audit Report annexed thereto


A. Hanumantha Rao
Chartered Accountant
Mem.No:018102

Place : Hyderabad
Date :30-06-2023



for G.Narayanamma Institute of
Technology & Science


CHAIRMAN
G.Narayanamma Institute of
Technology & Science (for woman)
(AUTONOMOUS)
Shaikpet, Hyderabad - 500 104.

**G.Narayanamma Institute of Technology & Science (WOMEN),
Shaikpet, Hyderabad.**

(A unit of G.Pulla Reddy Charities Trust, Hyderabad)

Income & Expenditure for the Year Ended on 31-03-2023

Expenditure		Rs	Income		Rs
To Salaries	S-1	27,95,71,993	By Tuition Fee		36,88,77,176
To Labs & Dept Maintenance	S-2	13,66,313	By Interest Earned	S-14	1,97,46,363
To Vehicle Maintenance	S-3	8,73,721	By Admission & Other Fee	S-15	69,80,620
To Building & other Maintenance	S-6	1,36,57,161	By Other Income		1,91,23,048
To Affiliation, Inspection & Other Exp	S-7	39,17,248	By Transportation Fee		84,27,261
To Library and other Subscriptions	S-8	12,57,696	By Grant in Aid		6,86,389
To Seminars & Conferences	S-9	11,51,931			
To Staff and Student Welfare	S-10	35,41,067			
To Research & Development Exp	S-11	32,69,041			
To Rates & Taxes	S-13	50,51,118			
To Workshop Expenses		21,74,632			
To Audit Fee		25,000			
To Internet & Telephone Charges		15,26,093			
To Functions & events		96,88,526			
To Advertisement		36,35,374			
To Electricity Charges		99,37,291			
To Printing & Stationery		40,77,254			
To Security Charges		24,04,900			
To Legal Expenses		8,00,000			
To Other Expenses		39,52,098			
To DST- DDP Project Exp		7,02,495			
To DST- TIDE Project Exp		18,39,878			
To Depreciation		3,85,91,357			
To Excess of Income over Expenditure		3,08,28,670			
		42,38,40,857			42,38,40,857

As per our Audit Report annexed thereto

A. Hanumantha Rao
Chartered Accountant
Mem.No:018102



Place : Hyderabad
Date :30-06-2023

for G.Narayanamma Institute of
Technology & Science

CHAIRMAN
G. Narayanamma Institute of
Technology & Science (for women)
(AUTONOMOUS)
Shaikpet, Hyderabad - 500 104

Depreciation Statement for the year ending 31-03-2023

(S - 18)

NAME OF THE ASSET	Opening Balance as on 01-4-2022	Additions during the year		Deletions for the year	Total	Depreciation		Total Depreciation	Closing Balance as on 31-03-2023
		From 01-04-2022 To 30-09-2022	From 01-10-2022 To 31-03-2023			From 01-04-2022 To 30-09-2022	From 01-10-2022 To 31-03-2023		
1	2	3	4	5	6 (2 + 3 + 4 - 5)	7	8	9 (7+8)	10 (6 - 9)
BLOCK "A" 10 %									
BORE WELL	6,92,423.00		4,18,363.00		11,10,786.00	69,242.00	20,918.00	90,160.00	10,20,626.00
BUILDING LAWNS & LANDSCAPING	11,03,16,945.00		4,72,79,308.00		15,75,96,253.00	1,10,31,695.00	23,63,965.00	1,33,95,660.00	14,42,00,593.00
FURNITURE & FIXTURES	2,43,85,411.00	38,99,522.00	1,00,67,208.00		3,83,52,141.00	28,28,493.00	5,03,360.00	33,31,853.00	3,50,20,288.00
HT ELETRICAL LINE	9,51,602.00				9,51,602.00	95,160.00	0.00	95,160.00	8,56,442.00
Total "A "									
	13,63,46,381.00	38,99,522.00	5,77,64,879.00	0.00	19,80,10,782.00	1,40,24,590.00	28,88,243.00	1,69,12,833.00	18,10,97,949.00

BLOCK "B" 15 %									
AUDIO VISUAL	1,23,391.00		4,34,116.00		5,57,507.00	18,509.00	32,559.00	51,068.00	5,06,439.00
AIRCONDITIONERS	14,47,541.00	7,10,690.00	1,06,376.00		22,64,607.00	3,23,735.00	7,978.00	3,31,713.00	19,32,894.00
CC CAMERAS	4,86,359.00	10,450.00	37,375.00		5,34,184.00	74,521.00	2,803.00	77,324.00	4,56,860.00
CHEMISTRY LAB	2,73,372.00	1,33,704.00			4,07,076.00	61,061.00	0.00	61,061.00	3,46,015.00
ECE LAB	71,02,213.00	13,334.00	73,809.00		71,89,356.00	10,67,332.00	5,536.00	10,72,868.00	61,16,488.00
EEE LAB	59,33,170.00		4,39,456.00		63,72,626.00	8,89,976.00	32,959.00	9,22,935.00	54,49,691.00
Electronic and Electrical good	35,62,980.00	13,76,275.00	26,69,598.00		76,08,853.00	7,40,888.00	2,00,220.00	9,41,108.00	66,67,745.00
EPABX	3,59,200.00		69,502.00		4,28,702.00	53,880.00	5,213.00	59,093.00	3,69,609.00
ETM LAB	29,58,824.00		36,108.00		29,94,932.00	4,43,824.00	2,708.00	4,46,532.00	29,48,400.00
FAX MACHINE	7,875.00				7,875.00	1,181.00	0.00	1,181.00	6,694.00
Bio Metric MACHINE	1,39,374.00		5,55,600.00		6,94,974.00	20,906.00	41,670.00	62,576.00	6,32,398.00
FIRE EXTINGUISHERS	7,44,794.00	72,306.00			8,17,100.00	1,22,565.00	0.00	1,22,565.00	6,94,535.00
FM LAB(Mech)	1,90,973.00				1,90,973.00	28,646.00	0.00	28,646.00	1,62,327.00
GENERATORS	22,33,191.00				22,33,191.00	3,34,979.00	0.00	3,34,979.00	18,98,212.00
GESTENER COPY PRINTER	1,17,700.00				1,17,700.00	17,655.00	0.00	17,655.00	1,00,045.00
ICE LAB	3,46,012.00				3,46,012.00	51,902.00	0.00	51,902.00	2,94,110.00
INTERNET EQUIPMENT	21,01,164.00	6,59,850.00			39,19,063.00	4,14,152.00	86,854.00	5,01,006.00	34,18,057.00
LCD PROJECTORS	25,11,325.00		8,19,883.00		33,31,208.00	3,76,699.00	61,491.00	4,38,190.00	28,93,018.00
MINERAL WATER PLANT	94,123.00				94,123.00	14,118.00	0.00	14,118.00	80,005.00

Motor Cars	19,78,602.00		9,10,000.00	10,68,602.00	1,60,290.00	0.00	1,60,290.00	9,08,312.00
Musical Instruments		76,093.00		76,093.00	1,414.00	0.00	1,414.00	64,679.00
OFFICE EQUIPMENT	10,482.00			10,482.00	1,572.00	0.00	1,572.00	8,910.00
PROJECTORS(OHPs)	31,996.00			31,996.00	4,799.00	0.00	4,799.00	27,197.00
PHYSICS LAB	6,76,765.00			7,05,351.00	1,01,515.00	2,144.00	1,03,659.00	6,01,692.00
PRINTERS	10,61,653.00			12,52,412.00	1,59,248.00	14,307.00	1,73,555.00	10,78,857.00
PUBLIC ADDRESS SYSTEM	1,30,028.00			1,30,028.00	19,504.00	0.00	19,504.00	1,10,524.00
SPORTS MATERIAL	8,60,838.00			9,32,100.00	1,29,126.00	5,345.00	1,34,471.00	7,97,629.00
College Buses	75,90,579.00			1,32,65,718.00	1,96,56,297.00	9,94,929.00	19,53,516.00	1,77,02,781.00
UPS SYSTEMS	18,19,680.00			25,96,424.00	3,43,272.00	23,096.00	3,66,368.00	22,30,056.00
UTENSILS A/C	29,894.00			29,894.00	4,484.00	0.00	4,484.00	25,410.00
VIDEO CONF.EQUIPMENT	17,83,393.00			21,93,393.00	3,29,009.00	0.00	3,29,009.00	18,64,384.00
WATER COOLERS	2,88,602.00			3,68,502.00	52,890.00	1,193.00	54,083.00	3,14,419.00
WIFI EQUIPMENT	3,70,777.00			1,164,445.00	1,74,667.00	0.00	1,74,667.00	9,89,778.00
WORK SHOP EQUIPMENT	87,552.00			87,552.00	13,133.00	0.00	13,133.00	74,419.00
Vaccum cleaner	14,421.00			14,421.00	2,163.00	0.00	2,163.00	12,258.00
XEROX MACHINE	6,33,982.00			8,53,982.00	1,28,097.00	0.00	1,28,097.00	7,25,885.00
Total " B "	4,81,02,825.00	50,09,170.00	2,02,80,041.00	21,10,000.00	7,12,82,036.00	76,50,299.00	15,21,005.00	91,71,304.00
								6,21,10,732.00

BLOCK "C" 40 %

CSE LAB	24,17,933.00		27,482.00	24,45,415.00	9,67,173.00	5,496.00	9,72,669.00	14,72,746.00
Computers	1,31,25,079.00		1,29,53,000.00	2,60,78,079.00	52,50,032.00	25,90,600.00	78,40,632.00	1,82,37,447.00
GPU Server	6,43,808.00		2,18,300.00	8,62,108.00	2,57,523.00	43,660.00	3,01,183.00	5,60,925.00
CST Lab	1,03,576.00			1,03,576.00	41,430.00	0.00	41,430.00	62,146.00
IT LAB	32,43,916.00			32,87,458.00	12,97,566.00	8,708.00	13,06,274.00	19,81,184.00
LIBRARY	6,51,955.00			9,74,706.00	2,92,124.00	48,879.00	3,41,003.00	6,33,703.00
SOFTWARE	32,42,458.00			44,12,458.00	12,96,983.00	2,34,000.00	15,30,983.00	28,81,475.00
Web Design	52,038.00			52,038.00	20,815.00		20,815.00	31,223.00
Solar Water Heating system	16.00			16.00	6.00	0.00	6.00	10.00
SOLAR POWER PLANT	3,80,562.00			3,80,562.00	1,52,225.00	0.00	1,52,225.00	2,28,337.00
Total " C "	2,38,61,341.00	78,355.00	1,46,56,720.00	0.00	3,85,96,416.00	95,75,877.00	29,31,343.00	1,25,07,220.00
TOTALS (A+B+C)	20,83,10,547.00	89,87,047.00	9,27,01,640.00	21,10,000.00	30,78,89,234.00	3,12,50,766.00	73,40,691.00	3,85,91,357.00
								26,92,97,877.00

10,16,88,687.00

CHAIRMAN
G. Nayanamma Institute of
Technology & Science (for women)
(AUTONOMOUS)
Shaikpet, Hyderabad - 500 104.



Grouping**2022-23****Income****Interest Earned****S -14**

Int on Fixed Deposits	1,86,99,949
Interest on SB a/c	9,98,529
Interest on Electricity Deposit	47,885

1,97,46,363**Admission and Other Fee****S -15**

Admission Fee	15,52,000
Registration Fee	17,65,000
Condonation Fee	1,29,000
Special Services Fee	35,34,620

69,80,620**Other Income**

Bonafide Certificates	20,100
Electricity Charges	26,13,750
Consultancy charges	4,64,756
Alumnae Book Charges	5,26,319
Campus resources Utilisation charges	5,21,686
Duplicate Hall Tickets	3,100
IDCards	12,900
Transcripts	2,51,950
JNTU Infrastructure Fee W/o	33,53,650
Miscellaneous Receipts	1,50,568
Sale of Record books	21,29,020
Recounting Fee W/o	16,26,430
Discount recd on New Vehicles	11,84,040
Profit on Sale of Vehicles	5,74,468
Duplicate Memos	23,900
Fines & Penalties	3,64,048
Exam Fee W/o	53,00,233
Xerox Charges	2,130

1,91,23,048**Expenses****2022-23****Affiliation, Membership & Meeting Exp****S7**

FICCI Membership Fee	67,850
AICTE FEE	1,90,000
JNTUH Affiliation Fee	21,58,900
DAC Meeting	34,000
Membership Fee -Bharatiya shiksha Mandal	5,000
Membership Fee -PAC	1,50,000
ISTE Membership Fee	1,63,380
BOS Committee	3,97,594
G.C.Meeting	24,000
Interview	2,96,000
Academic Counsel Meeting Exp	95,000
Results Review Meeting	2,05,000
Alumane Meeting Exp	47,524
NBA fee	83,000

39,17,248**Staff & students Welfare****S10**

Mediclaime and Other Insurance	6,01,779
Hospitality charges	6,08,158
Students & Staff Awards	1,80,928
Students Freshship	6,59,750



Students Paper Publication	60,895
Students Biometric attendance	3,33,735
Students Insurance	3,17,278
Student Dev. Program Fee	3,64,011
Processing Charges	2,57,950
Staff Uniform	1,56,583

35,41,067

S11

Research & Development Expenses	25,21,885
Research Exchange	
Seed Grant Expenditure	3,15,369
paper Publication Charges	4,31,787

32,69,041

Functions & Events

Functions	86,10,724
Inter - college Tournament	10,77,802

96,88,526

Lab Maintenance

S -2

Chemistry Lab	3,398
CSE Lab	3,21,656
CSIT Lab	1,93,227
ECE Lab	2,02,532
EEE Lab	1,59,270
ETM Lab	81,694
English Lab	1,47,686
Work shop maintenance (Mech)	2,47,970
H&M Dept	5,880
Physics Lab	3,000

13,66,313

Rates & Taxes

S -13

Professional Tax	2,500
Property Tax	50,48,618

50,51,118

Building and Other Repairs & Maintenance

S -6

AMC	8,53,758
Fire Safety Maintenance	90,889
Building	72,55,463
Cars	6,07,397
Generator	6,14,966
Web site Maintanace	1,43,780
Lawns	17,29,508
Printer Service Charges	1,37,776
General Repairs	21,51,219
Water Plant	72,405

1,36,57,161



Salaries**S - 1**

Teaching Staff	19,75,05,414
Research Allowance	26,31,600
Bonus	73,74,561
Non-Teaching Staff	5,63,40,366
Guest Faculty	3,72,000
EPF Admin Charges	1,85,780
EPF Employer Contribution	43,37,583
ESI Employer Contribution	1,53,505
Gratuity	1,06,71,184

27,95,71,993**Telephone & Internet**

Internet Expenses	14,52,584
Postage & courier	5,001
Telephone Charges	68,508

15,26,093**Vehicle Maintenance****S - 3**

Insurance Vehicles	8,73,721
--------------------	----------

8,73,721**Library Maintenance & Subscriptions****S - 8**

Library Maintenance	1,33,571
Papers & Periodicals	11,24,125

12,57,696**Seminars & Conferences****S - 9**

Honorarium	76,000
Interenational Conferences	6,44,707
Staff Development	4,31,224

11,51,931**Other Expenses**

Bank Charges	60,891
Pre Closure FDR Chgarges	53,021
Conveyance	6,02,595
Consultancy Charges	2,37,802
Donations	75,000
Lecture Capture Exp	9,79,400
Office Expenses	3,27,302
Software Expenses	93,191
E-TDS Exp	1,310
Sponsorship	6,90,000
ISO Expenses	28,500
Boarding & Lodging Charges	64,366
NAAC Advisory Service Fee	36,000
Placement Registration Charges	71,066
xerox charges	1,78,554
Asset Insurance	1,13,490.00
Water Charges	3,39,610

39,52,098

Liabilities**Capital**

Opening Balance as on 01-4-2022

Additions during the Year

2022-23

71,34,49,270

71,34,49,270

Add: Excess of Income over Expenditure

3,08,28,670

Net Capital

74,42,77,940**Sundry Creditors**

Adv- students

2022-23

4,38,000

4,38,000**2022-23****Current Liabilities**

Audit fee

25,000

GNITS NSS Unit

51,781

Canteen Deposit

85,000

Caution Deposit

61,84,250

IETE

50,283

Training & Placement Charges Payable

1,36,25,981

Refundable Fee

9,04,142

Value Added Courses fee

8,51,233

2,17,77,670**Loans & Advances**

Advance - Staff

7,69,000

Advance - GHMC

5,000

Advance - Singh Tourist & Travels

1,67,251

Advance - Narasimha Painter

3,95,000

Advance -Apoorva Nursery

2,50,000

Advance - Sai Travels

41,249

Adv - Safety Tech Fire Safety Engineers

1,25,000

Advance - Supreeth Enterprises

6,000

Advance - Swarup Travels

1,77,148

Advance - Dwarakamayi Travels

52,680

Electricity Deposit

7,46,692

Telephone Deposit

12,574

27,47,594**Fixed Deposits**

FDR No.37277195319

1,19,74,727

FDR No.37283199767

79,79,555

FDR No.39124324165

1,47,674

FDR No.39629911569

1,15,53,644

FDR No.41294230170

2,03,37,204

FDR No.41294230986

2,03,37,392

FDR No.41294231684

2,03,37,392

FDR.No.41294232305

2,03,32,606

FDR No.41317442209

2,03,14,298

FDR No.41416960204

1,78,39,900

FDR No.41417090690

51,07,766

FDR No.41417097482

1,78,77,182




FDR No.41417140394	50,97,114
FDR No.41417143861	1,78,39,900
FDr No.41417147210	51,07,766
FDR No.41417337493	50,97,114
FDR No.41417620007	1,78,77,182
FDR No.41425970346	2,02,72,490
FDR NO.41481775463	2,02,51,493
FDR NO.41481849788	2,02,51,493
FDR NO.41481850421	2,02,51,493
FDR.No.50300458937167 (HDFC)	1,81,66,883
FDR No.50300744382712 (HDFC)	1,51,65,699
FDR No.62476263558	43,16,921
FDR No.62479246450	71,92,829
	35,10,27,717

Sundry Debtors

Aasan Education Care	2,00,000.00
Advance - P.Rajkumar	41,000.00
Advance - Forever Year Book	71,000.00
adv-Studio WII	52,500.00
Hilip Technologies	47,200.00
Realm Branding	2,50,000.00
Tesla Electro Mechtronic	44,000.00
Tackle Prime India Pvt Ltd	6,37,000.00
Fourth Partner Energy Pvt Ltd	2,92,640.00
Safe Zone	3,00,000.00
	19,35,340

Bank Balances

	S -19
Union Bank - 016	6,38,187
HDFC - 024	3,91,036
SBI - 212	69,777
SBI - 658	11,11,737
SBI - 830	2,69,36,398
SBI - AICTE - 680	11,28,645
SBI - IB - 247	16,001
SBI- Exams - 844	1,457
SBI - CA - 419	48,910
UBI-GNITS-DDP-2021	1,000
UBI-GNITS-TIDE-114	1,000
SBI -HN -320	62,355
	3,04,06,503


CHAIRMAN
 G. Narayanaamma Institute of
 Technology & Science (for woman)
 (AUTONOMOUS)
 Shaikpet, Hyderabad - 500 104.



**G.Narayanamma Institute of Technology & Science (WOMEN),
Shaikpet, Hyderabad.**

(A unit of G.Pulla Reddy Charities Trust, Hyderabad)

Receipts & Payment for the Year Ended on 31-03-2023

RECEIPTS		Rs	PAYMENTS		Rs
OPENING BANK & CASH BALANCES:			Fixed Assets	S-18	10,16,88,687
Bank Accounts	S-19	1,30,71,795	Fixed Deposits	S-20	31,39,62,906
Cash On Hand		3,962	G.Pulla reddy Charities Trust		3,26,83,664
Fixed Deposits	S-20	35,75,52,443	Current Assets		76,744
Current Liabilities		41,45,722	Advance to Jasper Industries Ltd		82,428
Sundry Debtors		3,25,97,765	Salaries	S-1	27,95,71,993
Civil Work in Progress		1,30,000	Labs & Dept Maintenance	S-2	13,66,313
Sale of Motor Car		9,10,000	Vehicle Maintenance	S-3	8,73,721
Sale of Buses		12,00,000	Building & other Maintenance	S-6	1,36,57,161
			Affiliation, Inspection & Other Exp	S-7	39,17,248
By Tuition Fee		36,88,77,176	Library and other Subscriptions	S-8	12,57,696
By Interest Earned	S-14	1,97,46,363	Staff and Student Welfare	S-10	35,41,067
By Admission & Other	S-15	69,80,620	rates & Taxes	S-13	50,51,118
By Other Income		1,91,23,048	Workshop Expenses		21,74,632
By Transportation Fee		84,27,261	Internet & Telephone Charges		15,26,093
By Grant in Aid		6,86,389	Seminars & Conferences	S-9	11,51,931
			Research & Development Expenditure	S-11	32,69,041
			functions & events		96,88,526
			Advertisement		36,35,374
			Electricity Charges		99,37,291
			Printing & Stationery		40,77,254
			Security Charges		24,04,900
			Other Expenses		39,52,098
			Audit Fee		25,000
			Legal Expenses		8,00,000
			DST - DDP Project Expenditure		7,02,495
			DST - TIDE Project Expenditure		18,39,878
			CLOSING BALANCES:		
			Bank Accounts		3,04,06,503
			Cash On Hand		1,30,782
		83,34,52,544			83,34,52,544

As per our Audit Report annexed thereto

A. Hanumantha Rao
Chartered Accountant
Mem.No:018102
Place : Hyderabad



for G.Narayanamma Institute of Technology &

Chairman

(Signature)
CHAIRMAN
G. Narayanamma Institute of
Technology & Science (for woman)
(AUTONOMOUS)
Shaikpet, Hyderabad - 500 104,