


**G.NARAYANAMMA INSTITUTE OF TECHNOLOGY & SCIENCE  
(FOR WOMEN)  
Autonomous  
SHAIKPET, HYDERABAD – 500 104.**








Minutes of the Finance Committee Meeting held on 02.06.2022

1. The Chairman of the committee welcomed the committee members and briefed about the Budget estimates under different heads (Annexure 'A' Enclosed)
2. The sources of revenue / Income for the year 2022 – 2023 is estimated as Rs. 4735.71 (in Lakhs)
3. Considering the expenditure under the various heads, a budget estimate for Rs. 4735.71 (in Lakhs) was approved for 2022-23.

  
Dr. P. Rekha  
Coordinator  
Finance Committee

  
Dr. K. Ramesh Reddy  
PRINCIPAL (Chairman)  
Finance Committee

Members :

1. Mrs. G. Ujwala, Asst. Prof., EEE 
2. Mrs. P. Sunitha Devi, Asst. Prof., CSE 
3. Mrs. B. Tulasi Sowjanya, Asst. Prof., ECE 
4. Mrs. V. Sesa Bhargavi, Asst. Prof., IT 
5. Mr. G. Krishna Reddy., Assoc. Prof., ETM 
6. Mr. S. Rama Krishna, Asst. Prof., BS 
7. Mr. P. Venkata Rami Reddy, Accounts Officer 

Encl :

Budget for 2022-23


**G.NARAYNAMMA INSTITUTE OF TECHNOLOGY & SCIENCE ( FOR WOMEN ) SHAIKPET, HYDERAB/**  
**BUDGET FOR THE YEAR 2022-23**

| S.NO. | BUDGET INCOME         | 2022-23     | S.NO | BUDGET EXPENDITURE  | 2022-23     |
|-------|-----------------------|-------------|------|---|-------------|
|       |                       | Rs in Lakhs |      |   | Rs in Lakhs |
|       |                       |             | i    | <b><u>RECURRING EXPENDITURE:</u></b>                              |             |
| 1     | Tuition Fee ( B.Tech) | 4534.71     | 1    | Salaries including EPF  | 3000.00     |
| 2     | Tuition Fee ( M.Tech) | 58.00       | 2    | Gratuity  | 80.00       |
| 3     | Admission fee         | 20.00       | 3    | Affiliation /AICTE Fee/NBA fee                                    | 40.00       |
| 4     | Special Services Fee  | 33.00       | 4    | Electricity charges   | 110.00      |
| 5     | Bank Interest         | 90.00       | 5    | Rates & Taxes   | 70.00       |
|       |                       |             | 6    | Printing & Stationery   | 40.00       |
|       |                       |             | 7    | Internet, Telephone,Postage & Bank charge                         | 25.00       |
|       |                       |             | 8    | Advertisement   | 25.00       |
|       |                       |             | 9    | Functions Expenditure   | 65.00       |
|       |                       |             | 10   | Security charges  | 30.00       |
|       |                       |             | 11   | Meeting expenses  | 15.00       |
|       |                       |             | 12   | Placement Expenditure.  | 6.62        |
|       |                       |             | 13   | Conveyance , TA and DA  | 8.00        |
|       |                       |             | 14   | Miscellaneous Expenditure   | 25.00       |
|       |                       |             | 15   | Students and staff Awards   | 10.00       |
|       |                       |             | 16   | Mediclaime  | 8.00        |
|       |                       |             | 17   | Office Expenses   | 5.00        |
|       |                       |             | ii   | <b><u>REPAIRS &amp; MAINTENANCE</u></b>                           |             |
|       |                       |             | 1    | Car maintenance   | 15.00       |
|       |                       |             | 2    | Generator Maintenance   | 8.00        |
|       |                       |             | 3    | Building Maintenance  | 70.00       |
|       |                       |             | 4    | Campus Maintenance  | 10.00       |
|       |                       |             | 5    | Lawns Maintenance   | 20.00       |
|       |                       |             | 6    | Water & Sewerage charges  | 10.00       |
|       |                       |             | iii  | <b><u>ACADEMIC ACTIVITES &amp; FACULTY DEVELOPMENT PROGRA</u></b> |             |
|       |                       |             | 1    | IT  | 4.50        |
|       |                       |             | 2    | CSE   | 1.00        |
|       |                       |             | 3    | CST   | 0.50        |
|       |                       |             | 4    | CSD   | 0.50        |
|       |                       |             | 5    | CSM   | 0.50        |
|       |                       |             | 6    | ECE   | 0.75        |
|       |                       |             | 7    | EEE   | 1.15        |
|       |                       |             | 8    | ETM   | 0.60        |
|       |                       |             | 9    | H&M   | 2.55        |
|       |                       |             | 10   | Basic sciences  | 0.75        |
|       |                       |             | 11   | Mechanical Lab  | 0.25        |
|       |                       |             | 12   | Library   | 0.10        |
|       |                       |             | iv   | <b><u>DEPARTMENTAL MAINTENANCE (LABS)</u></b>                     |             |
|       |                       |             | 1    | IT Lab Maintenance  | 1.25        |
|       |                       |             | 2    | CSE Lab Maintenance   | 4.60        |
|       |                       |             | 3    | CST Lab maintenance   | 1.79        |
|       |                       |             | 4    | CSD Lab maintenane  | 0.70        |
|       |                       |             | 5    | CSE(AI&ML) Lab Maintenance  | 0.70        |
|       |                       |             | 6    | ECE Lab Maintenance   | 1.60        |
|       |                       |             | 7    | EEE Lab Maintenance   | 2.25        |
|       |                       |             | 8    | ETM Lab Maintenance   | 1.50        |
|       |                       |             | 9    | Mechanical Lab  | 2.55        |
|       |                       |             | 10   | Internet Lab Maintenance  | 18.35       |
|       |                       |             | 11   | Examination Branch  | 13.71       |

|  |                            |    |  |   |
|--|----------------------------|----|--|---|
|  |                            | 12 | H&M                                      | 2.70                                      |
|  |                            | 13 | Basic Sciences                           | 0.17                                      |
|  |                            | 14 | Library ( Paper & Periodicals)           | 33.63                                     |
|  |                            | 15 | Sports.                                  | 9.05                                      |
|  |                            | 16 | Training & Placement Cell                | 3.85                                      |
|  |                            | V  | <b><u>RESEARCH &amp; DEVELOPMENT</u></b> |   |
|  |                            | 1  | IT                                       | 1.00                                      |
|  |                            | 2  | CSE                                      | 6.15                                      |
|  |                            | 3  | CSD                                      | 0.25                                      |
|  |                            | 4  | CSM                                      | 0.25                                      |
|  |                            | 5  | ECE                                      | 2.00                                      |
|  |                            | 6  | EEE                                      | 10.69                                     |
|  |                            | 7  | ETM                                      | 0.30                                      |
|  |                            | 8  | Basic sciences                           | 2.00                                      |
|  |                            | 9  | Library                                  | 0.50                                      |
|  | <b><u>TOTAL INCOME</u></b> |    | <b><u>4735.71</u></b>                    | <b><u>TOTAL RECURRING EXPENDITURE</u></b> |
|  |                            |    |  | <b><u>3830.31</u></b>                     |

**G.NARAYNAMMA INSTITUTE OF TECHNOLOGY & SCIENCE ( FOR WOMEN ) SHAIKPET, HYDERABA  
BUDGET FOR THE YEAR 2022-2023**

| S.NO. | BUDGET INCOME              | 2022-23               | S.NO | BUDGET EXPENDITURE                             | 2022-23               |
|-------|----------------------------|-----------------------|------|--|-----------------------|
|       |                            | Rs In Lakhs           |      |  | Rs in Lakhs           |
|       |                            |                       |      | <b><u>NON-RECURRING EXPENDITURE:</u></b>       |                       |
|       |                            |                       | 1    | IT LAB   | 34.40                 |
|       |                            |                       | 2    | CSE LAB  | 36.36                 |
|       |                            |                       | 3    | CSE (AI&ML)                                    | 0.60                  |
|       |                            |                       | 4    | CST  | 8.45                  |
|       |                            |                       | 5    | CSE (DS)                                       | 19.38                 |
|       |                            |                       | 6    | INTERNET LAB                                   | 0.20                  |
|       |                            |                       | 7    | ECE LAB  | 32.91                 |
|       |                            |                       | 8    | EEE LAB  | 33.95                 |
|       |                            |                       | 9    | ETM LAB  | 4.65                  |
|       |                            |                       | 10   | MECH   | 0.45                  |
|       |                            |                       | 11   | H & M  | 4.30                  |
|       |                            |                       | 12   | BASIC SCIENCES                                 | 7.80                  |
|       |                            |                       | 13   | LIBRARY  | 6.00                  |
|       |                            |                       | 14   | SPORTS MATERIAL                                | 5.95                  |
|       |                            |                       | 15   | FURNITURE                                      | 60.00                 |
|       |                            |                       | 16   | EXAMINATION BRANCH                             | 0.00                  |
|       |                            |                       | 17   | CONSTRUCTION( Academic Block)                  | 650.00                |
|       |                            |                       |      | <b><u>TOTAL NON-RECURRING EXPENDITURE:</u></b> | <b><u>905.40</u></b>  |
|       |                            |                       |      | <b><u>RECURRING EXPENDITURE:</u></b>           | <b><u>3830.31</u></b> |
|       |                            |                       |      | <b><u>NON-RECURRING EXPENDITURE:</u></b>       | <b><u>905.40</u></b>  |
|       | <b><u>TOTAL INCOME</u></b> | <b><u>4735.71</u></b> |      | <b><u>TOTAL EXPENDITURE</u></b>                | <b><u>4735.71</u></b> |

  
**PRINCIPAL**  
**G. Narayanamma Institute of  
Technology & Science (for women)  
(ATONOMOUS)**  
Shaikpet, Hyderabad - 500 104.